







-  Dividable Lot - Adjacent Owners
  -  5 or more divisions
  -  RP Designation
  -  Steep Slope
- Labels on parcels signify potential lot divisions.

## Serial Partitions

Analysis of Contiguous Lots Under the Same Ownership & Taking into Account 20% for Access





Document Path: P:\GIS Project\SerialPartitions\SerialPartitions\_20\_percent\_adjacent\_owners.mxd 10/20/2017