

Code Users:

If you are a user of the Lake Oswego Code, we have news! A **new online version of the Code is now up and running**, and the **old version will be going away 1/12/23**.

The link to the **new version: <https://ecode360.com/LA4508>** So put that link in your browser links / shortcuts.

Why the change? Lake Oswego was among the early customers of Code Publishing, a Seattle-based code publisher. They were responsive to us and made changes as our needs changed and they grew. Several years ago, Code Publishing was purchased by General Code, one of the two large online code publishers. And our contract with Code Publishing expired in 2023, and with that General Code's obligation to maintain our "legacy" version.

The City Attorney's Office team solicited proposals and evaluated the features ... and cost ... of the two online code providers. We found General Code was most advantageous to the City.

Is everything the same? Depends on what features you were using in the old version. There are some new features that we like, and there are some – one in particular, in my mind – that you might not like. But we couldn't stay the same. And we are hoping the ones we don't like will be addressed in future changes by General Code due to our "suggestions."

What's new?

- eNotes: eNotes are now visible without changing from the "public" code to the "eNotes" code. If you know what eNotes are, send your office email address to Cortney Madruga (cmadruga@lakeoswego.city). She will send you a link to register as a "municipal user." Once you have enrolled as a "municipal user," you will see the eNotes at the top of each "section".
 - Note #1: We'd like to have the eNotes further down into the subsection level, and we have suggested that General Code put that on their "customer suggestion" list. eNotes are available to municipal users, and should only be posted when approved by the department/section leader or CAO. [eNotes posted to the "Group" – which is all municipal users – remains even after the poster's account goes away.
 - Note #2: Private eNotes are also possible, viewable only by you. A handy place to put your helpful reminders. [Those notes will go away when the municipal user account is deleted.]

If you don't know what eNotes are and would like to find out, see Training bullet below.

- Updates: You – and the public – can sign up to receive notice of any section updates, when new code amendments are adopted.
- New Laws: A day or two after we send in the new Ordinance, a "new laws" flag will appear in the Section and you can click on that to access the actual Ordinance – which has the code amendments, usually in Track Changes.
 - New Laws will be integrated into the online code monthly. (So, not necessarily the exact day).
- Legislative History: As we post up more and more ordinances over time, the ability to track back on our code amendments will be better and better. (We can also do that for selected ordinances, at additional cost, where we want to have a series of past ordinances available.)

- Search: The Search feature will search through the text of the code/charter, New Laws, and eNotes (or you can filter your search). Note: a Search will not bring up the specific section being searched for.
- Documents: We can have links in the Code to launch a new window or documents in a separate window. For example, if someone is reading the code and it references an application form, a link could either take the reader to a City webpage, or could bring up the application / document itself. [We will work on this feature after things settle down in our launch, but if your department has some ideas, let Cortney know so we can get a list going.]
- Where Am I?: When deep in sub-subsections, it's hard to remember where you are. By hovering over the subsection number, the sub-sub-section will come up. Example: If I hover over the (2) below, then 50.01.0063.a.i(2) comes up [doesn't show in the below screenshot], to let you know you are at 50.01.006.3.a.i(2).


3. **Expansion or Change of Nonconformities.**

[Ord. No. 2579, Repealed and Replaced, 3-20-2012; Ord. No. 2644, Amended, 4-7-2015; Ord. No. 2891, Amended, 2-21-2023]

a. **Nonconforming Structures.** A nonconforming structure may only be expanded or changed in accordance with the provisions of this subsection.

i. Nonconforming structures may only be expanded if:

(1) The expansion does not increase the degree of any existing nonconformity; and

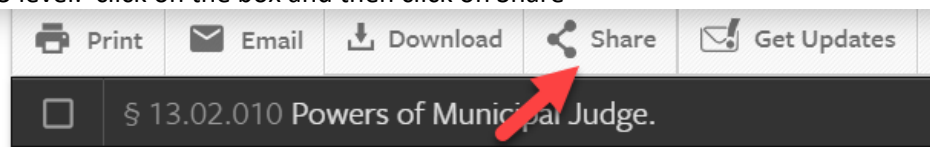
 (2) The expansion does not create any new nonconformity.

ii. Portions of a nonconforming structure that are not being altered as part of the expansion are not required to be brought into conformance with this Code.

iii. Extensions of nonconforming walls may be approved through the Minor Variance process set forth in LOC § 50.08.002.2.k.

iv. For residential structures, a change in roof pitch on a nonconforming portion of the structure may be permitted if the roof height is not increased by more than six ft. above the existing wall top plate and does not exceed the base zone height.

- “Bookmark” or link to sub-sub-sections: There are three ways to send a link to a link to a specific section (3 level – 13.02.012) and subsection (fourth level e.g., 50.07.003.4, and below):
 - 3 level: click on the box and then click on Share



City. The municipal judge may prepare and enforce rules for the conduct of the Code and Charter and State law. The municipal judge may exercise the c recognized by common law and may impose sentence for contempt by a fin by imprisonment for not more than six months or by both fine and imprison

§ 13.02.012 **Court of Record.**

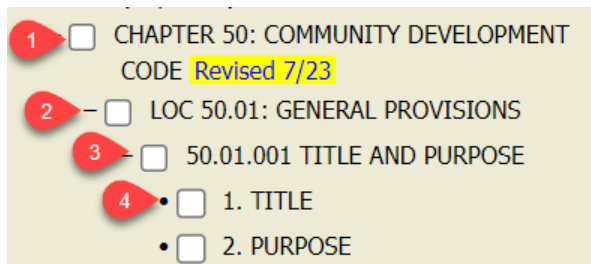
[Ord. No. 2380, Add, 4-1-2004]

- Any level: hover over any section or subsection number, and right click, you will get an option to “copy link” and then paste, or
- 4 level and below: click on the subsection number and the “share” box will open and you will get an option to “copy link”, and then paste.
- click on the number :

- . By pasting that link into an email or document, it will take the reader directly to that subsection. (Previously links were only at the third level, e.g, 50.01.006.
- Training: General Code has online training opportunities available, either by joining a regular training session where anyone they serve can attend [click on “Help” below the banner], or we can schedule up some LO-specific training. **If you are interested in attending an LO-specific training session, let Cortney know** so we can check schedules (via your Outlook calendar) and invite you to a training session.
- Multicode Search: Looking for how another city may have addressed a subject for a possible code amendment? By searching through “multicode”, you can see code sections from other General Code clients that have addressed your search term.

What is going to be your biggest complaint?

- 4th Level Navigation: My biggest complaint, as a Chapter 50 users, is that the navigation table only goes down three levels rather than four. Does that affect you? Probably not ... unless you are a user of Chapter 50. Example:



We have already noted that to General Code as a high priority that we would like. (To be honest, it’s part of the price of having Chapter 50 with levels that are so deep, but it should be fixable.)

- Navigation Table: On the left side is “Table of Contents” that allows you to scroll down the chapters, and open up to get to the third level: 50.01.001. It goes away when you move your mouse, unless you “pin” it. I’d like the user to be able to select a setting that would permanently pin the Navigation Table open.
- Ordinance Table: The old Ordinances that are currently online have not yet been added under “Archives”. We will have those added, with links to the ordinances as they currently exist.
- Internal Links: The old code had active links in the code text, so that “LOC 50.01.006.4.a” could take you to the 4th level (LOC 50.01.006.4), but not directly to its subsection “a”. We will see if we can get the internal links added, and then the question is how far down, e.g., to the specific subsection?
- More? Let Cortney know, so we can group them together and send on to General Code.